




RECYCLE FOR FUN™ GRANT PROGRAM



**Promote recycling
in your school - and
earn a grant toward
a new PlayVenture™
playstructure.**

At Landscape Structures, we're committed to recycling and to "closing the recycling loop" by turning recycled materials into useful products. Every year, we use huge quantities of recycled plastic, aluminum and steel in our playground and park equipment. For example, an average PlayVenture® structure may contain the equivalent of more than 30,000 plastic containers, 40,000 aluminum beverage cans and 15,000 soup cans.

We believe that using our equipment is a great way to demonstrate *your* local commitment to closed-loop recycling. To make that opportunity more affordable, we've developed the Landscape Structures *Recycle for Fun™* program.

LANDSCAPE STRUCTURES INC

Anything else is cutting corners.™

As a reward for sponsoring a school-based or curbside recycling program, you'll earn a grant toward the purchase of a PlayVenture™ structure made of recycled materials.

You can also earn your grant by integrating recycling into your school curriculum.

Or you can do both—sponsor a collection program backed by recycling education in your school.

How to apply for a grant

- 1.** Determine the approximate dollar amount that your school wants to invest in a PlayVenture structure.
- 2.** Determine how your school wants to earn your grant: by sponsoring a collection program, an education program, or both.
- 3.** Designate the individual, committee or group responsible for setting up and managing a *Recycle for Fun* collection and/or education program. Provide the program managers with all program materials.
- 4.** Complete the Grant Application Form provided by your Landscape Structures representative. Return the application to your representative for submission to Landscape Structures. (All items must be filled in, and the form must be signed by a school representative who is authorized to make the playground purchase.)
- 5.** Please note that: **(a)** Grant qualification is determined by Landscape Structures Inc., manufacturers of PlayVenture playstructures and their local representatives. Grant amounts are determined by the level of program participation that your school selects (recycling, education, or both) and the size of the PlayVenture structure your school wishes to purchase. **(b)** Application approval and determination of the grant amount will be completed within 1 to 2 weeks after submission of the completed application.



Option #1: Recyclables Collection Program

How to collect bottles and cans for credit.

1. Working with your Landscape Structures representative, determine a realistic collection goal.

2. Have students collect any of the following materials: aluminum cans, steel cans, milk jugs and other bottles marked "2" for HDPE or high-density polyethylene. (Before starting, make sure the items you collect are accepted for recycling in your area). See the back page for more hints.

3. Ask students to count the numbers of cans and/or bottles collected for recycling. Each can or bottle counts as one unit.

4. Have students bring the collected materials to school or to the curbside for community pick-up.

5. Report progress to the student body regularly via *Recycle for Fun* hall posters, your school newsletter, or another method.

6. When you've reached your collection goal, report your success to your local Landscape Structures representative to be credited with your grant.


Option #2: Recycling Education

How to launch a "learn and earn" curriculum.


Teaching children the whole story about recycling — from recycling containers to using products made from recycled materials — is good for the community. It's also a great way to earn money toward a new playground, whether or not your school sponsors a collection program.



To make recycling education more effective, try the following steps:

 Use your free *Recycle for Fun* posters and brochures for classroom display and learning.

 Promote recycling with teaching aids such as videotapes, field trips, library resources and talks by local recyclers. Sample resources are listed on the back of our *Recycling is a Two-Way Street* brochure.

 Take advantage of every opportunity to show and discuss how recycling can benefit our environment — if the recycled materials are made into new products and used again by people.



Option #3: Collection and Education

Combine the two programs described above for maximum student involvement and learning.

How to promote your *Recycle for Fun*™ program.

You need to let people know that recycling will *benefit the community directly* by earning a grant toward a new playground. And you'll want to communicate the idea that your new playground equipment will be made largely of recycled materials.

To help you, we'll provide a complete *Recycle for Fun* Promotion kit. Designed to

make it easy to promote your recycling program, the kit includes:

Sample press releases. Just substitute your own information for the examples, retype on your organization's stationery, and submit to your local newspapers and broadcast media.

Photographs of a typical PlayVenture system that can be bought with a *Recycle for Fun* grant. Send these out with your press releases.

Camera-ready artwork of the *Recycling for Fun* and Landscape Structures logos. Use these in your posters, flyers and signs.


Public service ads. Ask your local newspaper to donate advertising space to your community cause, and offer these camera-ready ads to make the advertising department's job easier.

Sample signs and announcements. Use these to help volunteer artists design your *Recycle for Fun* "point-of-sale" materials or flyers.

Radio scripts for 10- and 30-second public service announcements. To get your message on the air, phone your local radio stations and tell them about your *Recycling for Fun* program. Explain that you'd like to submit scripts that can be used by the station's announcers or disk jockeys. Make it clear that the scripts are only guidelines, and that you welcome any free publicity.

Letters that solicit donations or other support from local governments, businesses, service organizations and fraternal groups.

Background materials, including a *Recycling is a Two-Way Street* brochure, a list of recycled or reclaimed materials used in Landscape Structures products and a *State of Recycling* report from the National Recycling coalition.



**LANDSCAPE
STRUCTURES INC**

Anything else is cutting corners.™

Planning is the key to a successful **RECYCLE FOR FUN** program.

Having a clear goal will make it easier to build and maintain enthusiasm for a recycling program. We suggest developing a plan for your new playground now, before you launch your recycling and public-relations efforts.

Your Landscape Structures representative can help you get started on a realistic master plan for your playground's site. For expert guidance – and a free copy of our latest Park and Playground Equipment catalog – phone your representative or contact Landscape Structures at 1-800-328-0035.

**LANDSCAPE
STRUCTURES INC**

Anything else is cutting corners.SM

More hints on how to become a can-and-bottle collector:


- ✓ *Identify the recyclers in your area. Your waste hauler may accept materials for recycling. If not, check the listings for "Recyclers" and "Scrap dealers" in the Yellow Pages. Or seek advice from local government officials.*
- ✓ *Determine which of the eligible items you can sell or give to a recycler. Some materials may be in more demand than others.*
- ✓ *Form a Recycle for Fun committee of staff, parent and student volunteers who are willing to commit their time and labor. If possible, enlist members who have ties to service organizations and businesses that can help your collection efforts.*
- ✓ *Budget money or solicit contributions to cover the expense of collection bins and promotional materials. If necessary, arrange to borrow vehicles (or, ideally, trucks with drivers) for scheduled pickups at collection sites. You may also need a location to store the recyclables until they can be shipped. A factory, warehouse, or municipal agency may be willing to contribute storage space.*
- ✓ *Once you've obtained your collection bins, place them where they'll do the most good. Offices, schools, factories, athletic facilities, convenience stores and service stations are great places to collect aluminum beverage cans. For plastic jugs and cans of all types, arrange to put large bins at supermarket entrances or parking lots.*
- ✓ *Promote your efforts with public-service announcements, publicity, posters and signs on collection bins. (See page 3 for helpful promotion ideas.)*
- ✓ *Manage your program efficiently by collecting recyclables before they can spill out of bins and cause litter.*





RECYCLE FOR FUN™

LANDSCAPE STRUCTURES INC
Anything else is cutting corners.™



Grant Application Form

We would like to participate in the "Recycle for Fun" recycling/education program sponsored by Landscape Structures and their local representatives. We understand that the grant amount earned through this program is to be applied toward our purchase of a PlayVenture® playstructure made from recycled materials.

SECTION 1: Applicant Information *(completed by school)*

School name _____

Address _____

City _____ State _____ Zip _____

Phone _____ Fax _____

Signature _____

(must be authorized to purchase playground equipment)

SECTION 2: Program Participation Information *(completed by school)*

Our recycling collection goal is:

Our recycling education program will include:

The budget for our PlayVenture equipment purchase will be:

(Note: This document is not a purchase order, but it is a good faith statement of intent to purchase.)

SECTION 3: Grant Information *(completed by Landscape Structures representative)*

Grant Amount _____
(Based on program goals and PlayVenture purchase listed above)

Grantor _____
(Landscape Structures representative) *(Landscape Structures Inc.)*

Expiration Date _____

